

Historical Walking Tour of the City of Vancouver

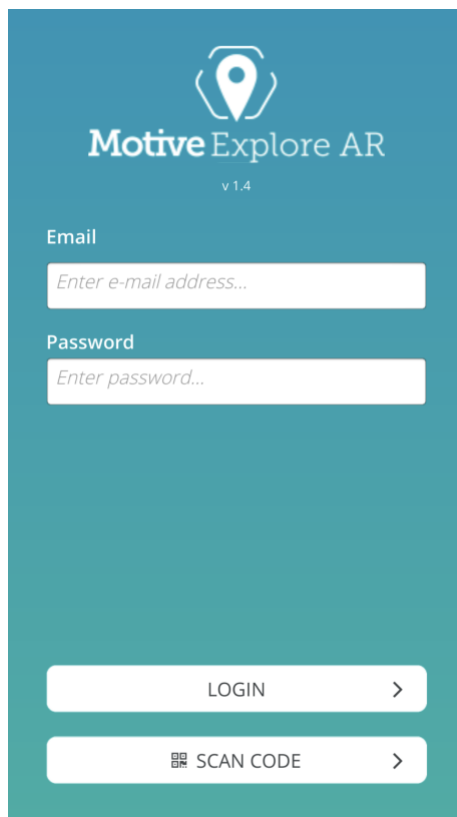
For this assignment, you will be taking a guided walking tour of some of the oldest portions of the city of Vancouver. This field trip is something you can do on your own or in pairs or threes. Please do not do the tour in groups larger than three as you will be intruding on the local peoples' space. Remember that you are a guest in the areas you are going to visit and you should therefore respect the local area and people. Once you have completed the walking tour you should complete the questions below and submit your answer as a word document.

In order to complete the walking tour please use the following instructions:


1. Downloading the walking tour:

a) Download the Explore AR app:

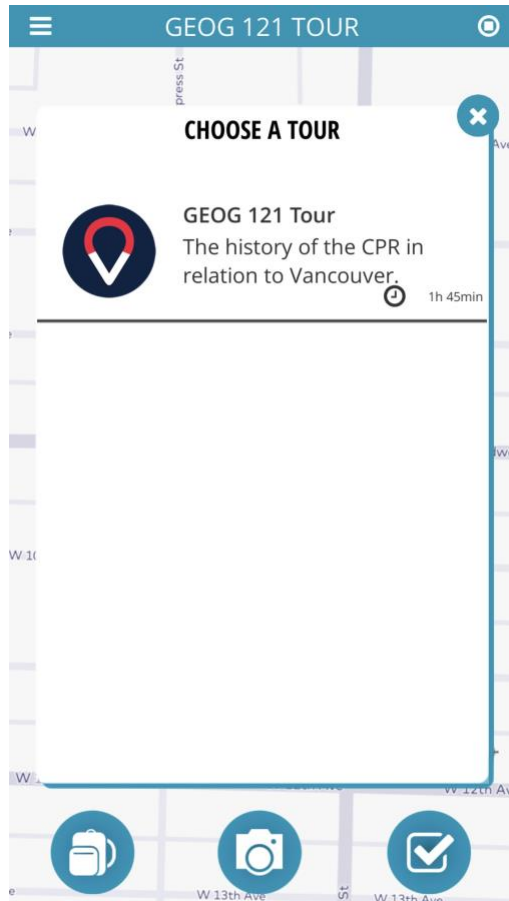
- a. <https://itunes.apple.com/ca/app/explore-ar/id1256212099>
- b. <https://play.google.com/store/apps/details?id=io.motive.explorear>
- c. This is what the app should look like when you open it



b) Using the app scan the QR code



- c) Once app opens select Tours button and select GEOG tour



- d) Use WIFI to download the app and the tour
- e) The walk takes about two hours without breaks – please do stop along the way and enjoy a coffee, food or a bench

2. Make sure you do the following **before leaving campus:**

- Make sure you are connected to Wifi
- Your location needs to be turned on
- ENSURE you have **100% battery power** when you leave campus – take your charger if you are concerned about your battery power
- You should start your tour at the North facing entrance steps to the Vancouver Art Gallery, this is the side facing West Georgia Street. In order to get here from UBC you should take the number 44 bus and get off at Burrard and Robson Street. At the weekend you should take the 4 or the 14 bus and get off at Granville and West Georgia. Walk to the Art Gallery and please make sure you start the tour from the North side entrance of the Gallery the entrance facing West Georgia Street.
- Once you are at the starting Point A (the green information dot) the audio will start playing automatically
- Please make sure you listen to the audio completely before moving onto the next

point. The next point will only appear once you have listened to the current audio completely

- Each audio point will be stored in your audio collect located at the bottom left side of the app. As long as you **do not reset the app** these audio clips will be available for you to play back on campus.
- The tour will guide you along a route that takes you from Vancouver's oldest point through Chinatown towards the water. At each point you will hear about different aspects of the city's development, especially the role of the Canadian Pacific Railroad and labour migration in shaping the distinctive neighborhoods.